

FN300 Mobile Bar

Specification

Model:	FN300
Dimensions:	300*200*200cm
Color:	RAL1013
Window:	Concession windows, with gas struts
Electrical:	220V/50HZ
Material:	Exterior wall: Cold-rolled steel Insulation: 25mm Black cotton Interior wall: ACM Workbench: 201 stainless steel Floor: Non-slip aluminium checkered floor
Trailer Accessory:	88cm safety chain Trailer hitch ball Trailer coupler Trailer stabilizers Heavy-duty trailer jack with wheel Flip down stainless steel serving shelf Door stop 7 pin trailer connector
Electrical System:	Electrical panel board Circuit breaker Power sockets Generator receptacle with cover
Lighting:	Interior LED light bars Side lights Trailer tail lights & red reflectors License lights
Water Sink Kits:	Sinks, Dimensions: 50*40cm Commercial faucets for cold & hot water Floor drain
Water Supply System:	24V water pump 25L plastic clean water tanks 25L stainless steel wastewater tank

Kitchen Equipment:	Rear stainless steel workbench with bakcsplash, Width: 60cm
Design Features:	<p>- Easy-to-clean Bar Interior: The interior walls and ceilings are constructed using aluminum composite panels, and the flooring is made from aluminium checkered plate materials. All the countertops, sinks, and cabinets are made from quality 201 stainless steel. These materials feature smooth and waterproof surfaces that repel dirt and grease. With a simple wipe, coffee stains vanish.</p> <p>- Coffee Station: A stainless steel workbench fixed along one side of the walls is a workstation for storing essential items and preparing coffee. Its counter is 60cm in width, wider than our standard workbenches. 220V/50HZ power outlets, located on the adjacent wall, are for your appliances. Below the countertop, ample space and additional outlets are available, ideal for placing refrigeration equipment such as fridges, ice makers, and freezers. Additionally, the worktable features two single sinks on either end.</p> <p>- Instant Cold & Hot Water: All sinks are equipped with commercial-grade faucets, water pumps, water heaters, purified water tanks, and wastewater tanks. The water tanks have a capacity of 25 liters each.</p> <p>- Customer Interaction: During layout planning, the front service counter was intentionally omitted — despite its potential for expanded workspace and storage. This design brings you closer to your customers and fosters better interaction. Additionally, the more spacious work area is a bonus.</p>
Warranty:	1 year warranty for free
<p>For more information on this trailer model, such as size options, pricing, standard configurations, customization and upgrades, production time, delivery terms, etc., please email sales@etofoodcarts.com. Our sales agent will contact you within a day or even sooner to address any inquiries you may have.</p>	

Details



- Front -



- Side -



- Side -



- Side -



- Door -




- Rear -



- Rear -



- Tail Lights -



- Inside -



- Workspace -



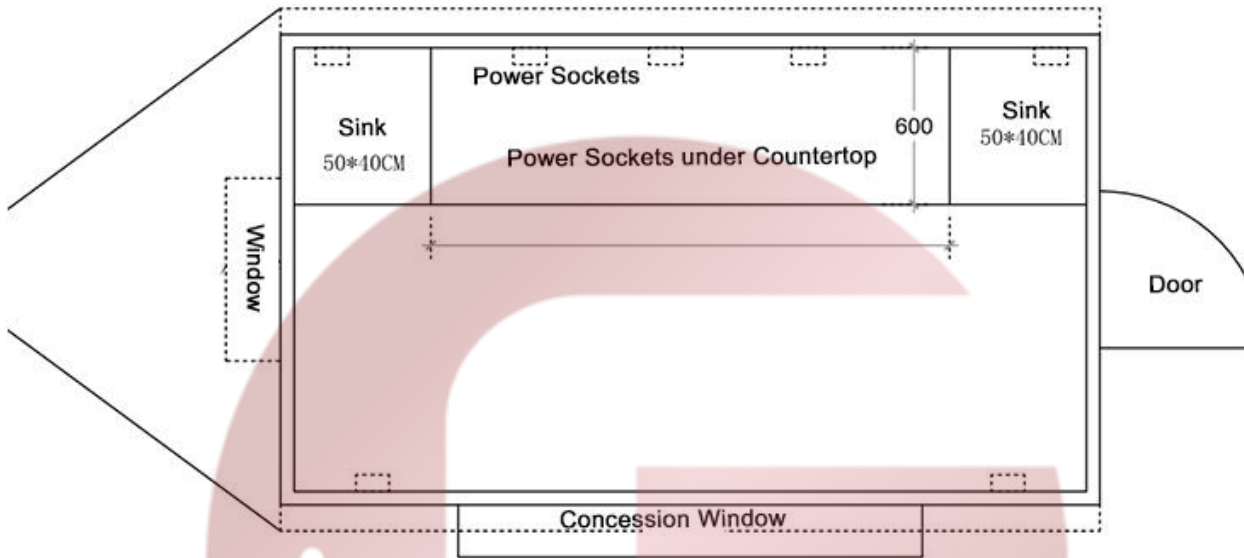
- Workbench -



- Sink -

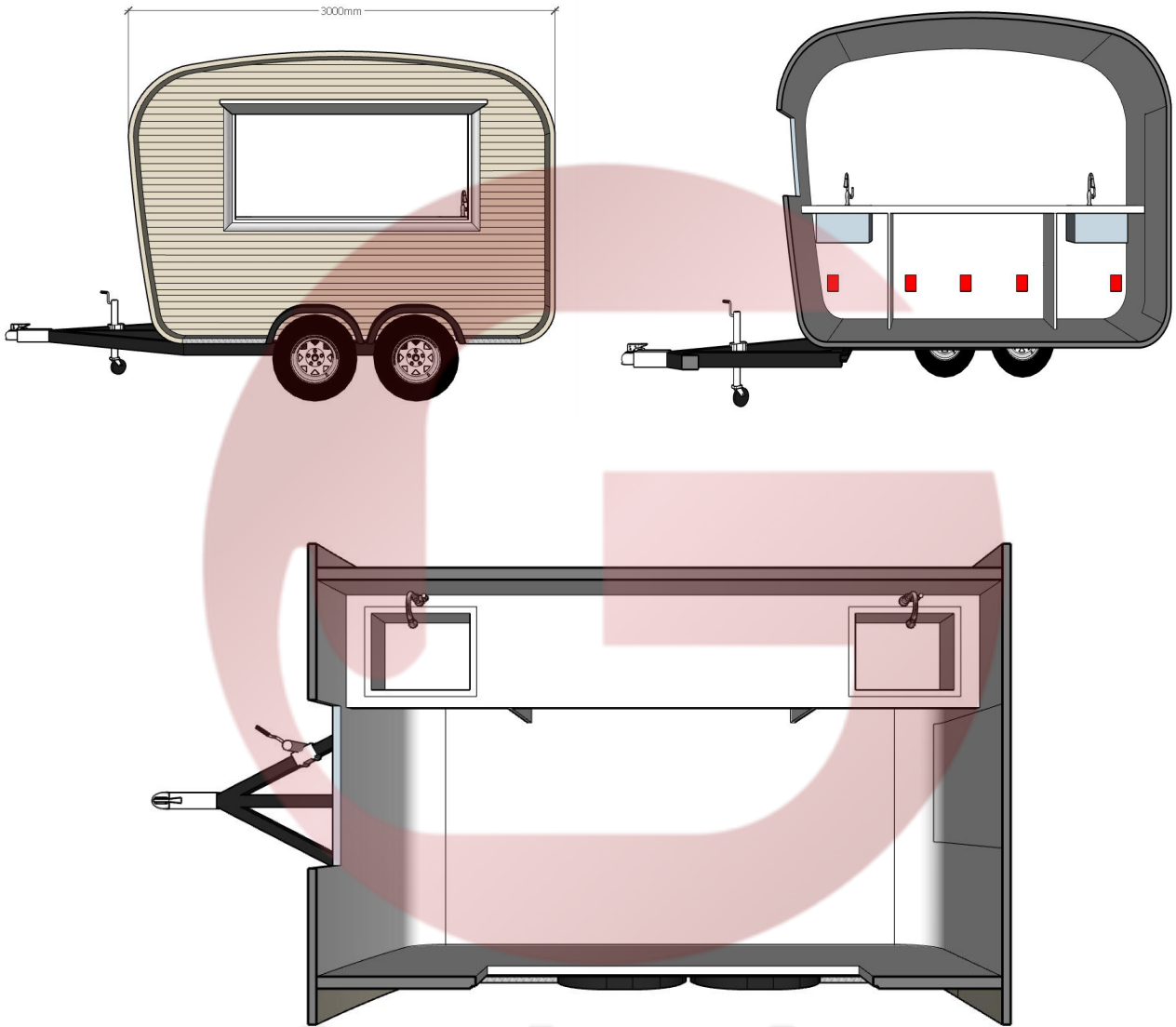
Floor Plan

YT-N300, Dimensions: 300*200*230cm, Electrical: 220V/50HZ, Color: RAL1013



etodevice

Design



etodevice